


Español 1

SUMMER WORK

FOR STUDENTS GOING INTO SPANISH 2

Hola!

Summer is right around the corner and in order to prepare you for the next school year in **Spanish 2**, and not let you forget your Spanish skills you will have the following assignments:



Duolingo

Go to the Duolingo app or www.duolingo.com and join the classroom code: ZAJSDV. You will have assignments to complete once you join the classroom.

You will get an assignment every two weeks, you must complete the assignment within the 2-week window. These assignments will help you practice vocabulary, reading and pronunciation.

Each assignment is worth 20 pts and it will be considered as a Quiz grade for Q1.

Your assignments are:

Mayo 31 - Junio 12 – Introduction (3 lecciones)

Junio 13 – Junio 26 – Phrases (3 lecciones)

Junio 27 - Julio 10 – Family (4 lecciones)

Julio 11 – Julio 24 – School (4 lecciones)

Julio 25 – Agosto 7 – Greetings (3 lecciones)

If you have any questions, please email me:

Araceli.qualls@stjosephhs.org

How to join DUOLINGO CLASSROOM



duolingo

Hola!

If you are doing the Duolingo summer practices for Spanish, please make sure to join the Duolingo Classroom so you can receive the assignments and I can follow your progress. You can do these practices in your computer or your phone.

In the computer if you do not have a Duolingo account:

Go to www.duolingo.com, if you do not have an account, you can create one for free, for St. Joe students please create one using Google and your school email address, for incoming students you can create an account with any email address you want.



Click on get started



Select Spanish as
Your language.

How did you hear about us?








Social media
Web search
Radio
TV
Friends or family
News, article, or blog
Online ads
Other

CONTINUE

Click other and then continue

Click on school then continue

Why are you learning a language?

 Travel	 Family & Friends	 School	 Brain Training
 Job Opportunities	 Culture	 Other	

CONTINUE

Great. Now choose a daily goal.

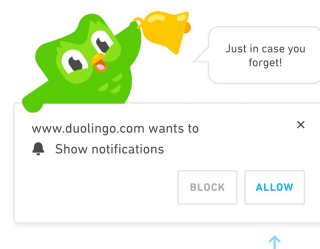
Casual	5 min / day
Regular	10 min / day
Serious	15 min / day
Intense	20 min / day

CONTINUE

Choose your daily goal. Any you want.

You can allow or block daily reminders.

Get a daily reminder to meet your goal



CONTINUE

Want us to help you keep your daily goal?

f CONTINUE WITH FACEBOOK

G CONTINUE WITH GOOGLE

NOT NOW

You can skip this step.

Choose your path

Here you can choose to take the test or start from zero. For **Spanish 1 students** going into Spanish 2 you can choose start from scratch. **Spanish 2 and 3 students** I recommend you to take the test so you don't have to do the lower level work prior your assignments.



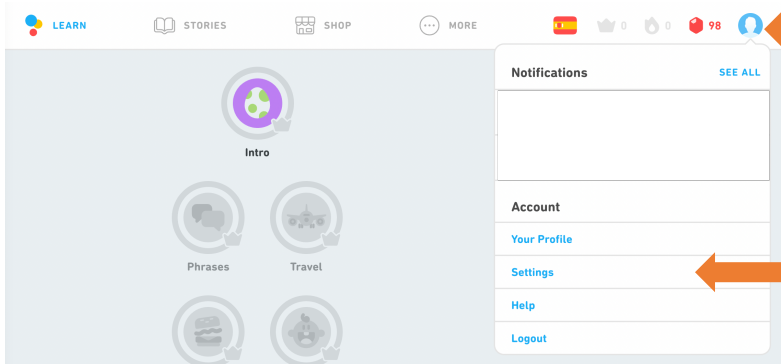
Learning Spanish for the first time?
Start from scratch!



Already know some Spanish?
Check your level here!

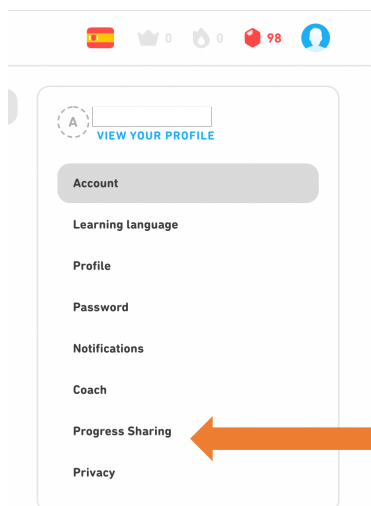
In the computer if you have a Duolingo account:

Once you have your account set up, go to the profile section on your computer screen.



1. Click on profile

2. Click on settings



3. Click on progress sharing

Duolingo for Schools

Join a Classroom

4. Enter the classroom code for you class level

Find your classroom

JOIN CLASSROOM

By joining a classroom, you are authorizing your teacher to see what you do on Duolingo and make changes to your account.

My classrooms

5. Once you join you should be able to see your classroom under the "My classrooms" section.



AP Spanish araceli.qualls@stjosephhs.org

LEAVE

To work on your phone

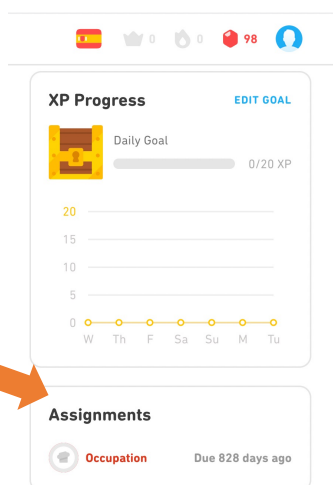
To join on your phone, download the Duolingo app for free and follow the same steps above to set up your account and join a classroom.



How to find assignments In your computer

Assignments will be posted every two weeks, please refer to your summer work list for topics and dates.

If you are working on your computer, a square listing your assignments will show below the XP progress score box. You will only be able to see the assignments if you have an open assignment or due assignment.



How to find assignments On your Phone

LEARN STORIES SHOP



If you are working on your phone, the circle of the assignment due will light up in yellow.. You will only be able to see the assignments if you have an open assignment or due assignment.

NOTES

- You can add other languages to your Duolingo account, and switch by clicking on the flag. I can only track the progress for the Spanish language, I have no visibility of any other languages you choose to practice.
- If you want to practice your reading and listening, you can also use the Stories section of Duolingo and the Podcast. They are both really good tools to help you practice and be on your best for the next Spanish Level.

Enjoy your summer and I can't wait to see you in Spanish class.

Sra. Qualls

Araceli.qualls@stjosephhs.org